

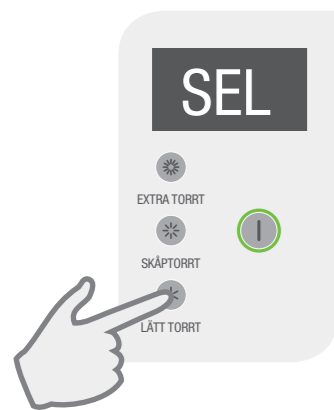
Instructions

Tumble dryer ProLine T 9-16 E

1. Fill the machine

Fill the drum with laundry and close the door firmly.

2. Select program




The display shows SEL (Select). Select an automatic program by pressing the buttons. 1, 2 or 3 is shown in the display.

The laundry is dried to the selected moisture level and the tumble dryer turns off automatically. The maximum drying time is 95 min.

3. Start

Press the start button 




4. Cancel or fast forward program

To fast forward to cool down press 
The program stops after 5 min.

To cancel the program without cool down, press twice on 

5. Clean lint filter

Always clean the lint filter when the program is finished.

Button	No	Program
	1	EXTRA DRY For particularly thick or multilayered fabrics.
	2	CABINET DRY For laundry which will not be ironed
	3	LIGHTLY DRY For laundry which will not be ironed or only lightly ironed

Clean lint filter

Always clean the lint filter when the program is finished.

Open the door to access the filter.

