

Instructions

Tumble dryer StreamLine T 9153 E

1. Start the display



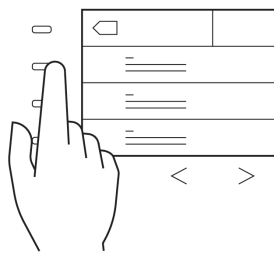
Press the On/Off button to start the display.



2. Fill the machine



Press the key symbol to open the door.

3. Select program and program options (see program table for more info)



Use   to see more programs. Select program and the desired program options by pressing the light bar next to the program name.

Press on  to change or cancel a selected program.

4. Start

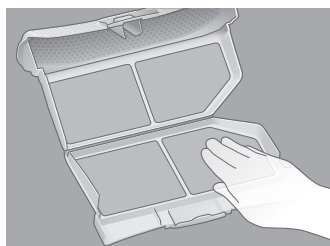
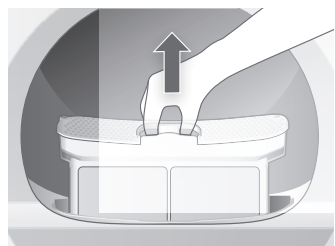


Close the door. Press the start button.

Cancel

Press the light bar next to 'Cancel' and **hold** until 'End' is displayed.

5. Clean lint filter



Programs

Cotton Extra dry	For particularly thick or multilayered fabrics
Cotton Cabinet dry	For laundry which will not be ironed
Easy care Cabinet dry	For laundry which will not be ironed
Cotton Light dry	For laundry which will not be ironed or only lightly ironed
Easy care Light dry	For laundry which will not be ironed or only lightly ironed
Cotton Iron damp	For garments to be ironed
Easy care Iron damp	For laundry to be ironed
Easy care Extra dry	For particularly thick or multilayered fabrics
Synthetics Cabinet dry	Silk, delicates, lingerie, curtains and the likes
Wool finish Tumble dry	Machine washable fabrics made of or containing wool
Sportswear, outdoor Cabinet dry	Sports and leisure jackets, weather gear, ski wear
Terry towels Extra dry	Terry towels, bath towels, bathrobes etc. made of cotton
Impregnating Extra dry	Newly impregnated sports and leisure jackets, ski wear etc.
Bed linen Cabinet dry	Cotton sheets, fitted sheets, duvet covers, pillow cases etc.
Timed drying	For extra drying time

Program options

Gentle	The temperature is reduced for gentle drying.
Express	For drying reduced laundry loads or single items
Antibac	Extends the drying time to remove more bacteria
Time	Increases time period by 5 min/push

Change language



Tap the light bar next to the speech bubble. Select desired language.